



# My Wild Places Journal

NAME \_\_\_\_\_

CLASS \_\_\_\_\_





# Wilderness Investigation 1

**BIG IDEAS:** What is wilderness? What do you think wilderness is like? What do you think you would find in wilderness?

# Wilderness Investigation 1

Sketch of my schoolyard today

Sketch of my WILD schoolyard

**Directions:** Compare and contrast your schoolyard with a wilderness area.

# Wilderness Investigation 1

**SCHOOLYARD**

**WILDERNESS**

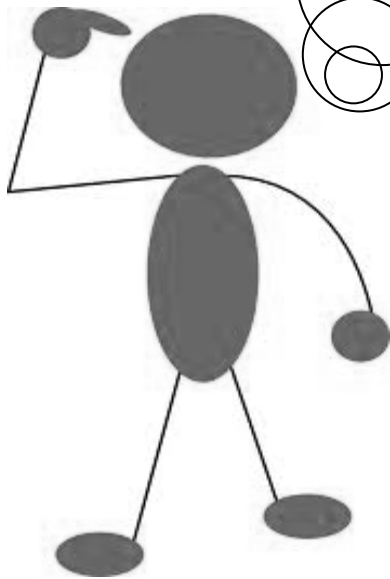

# Wilderness Investigation 1

Wild Place Location: \_\_\_\_\_

Observations about my wild place:

A large, hand-drawn cloud-like shape with a scalloped border, intended for writing observations. The shape is composed of several overlapping, rounded, teardrop-like forms that create a soft, irregular outline. It occupies the central and lower portions of the page, leaving space for text.

## Wilderness Investigation 2



Write down your personal thoughts about what it means to protect a wild place. What can you do?

## Wilderness Investigation 2

What did you do for your service learning project?

What types of tasks did you do for the project?

Where did you do your service learning project?

How did you feel about the project?

Sketch or glue a picture of what you did during the project.



# Wilderness Investigation 3

Classroom ONLY Activities

Wilderness ONLY Activities

## Wilderness Investigation 3



The BIG ideas from the film:

## Wilderness Investigation 3

### Outstanding Opportunities Field Notes:

(Use this space during your activities to take notes, draw, etc.)

## **Wilderness Investigation 3**

### **Outstanding Opportunities Field Notes:**

(Use this space during your activities to take notes, draw, etc.)


## Wilderness Investigation 4



The BIG ideas about the characteristics of wilderness  
from the film:

## Wilderness Investigation 4

*Why do people need to protect and preserve the characteristics of wild places?*  
Write your thoughts in the shapes.

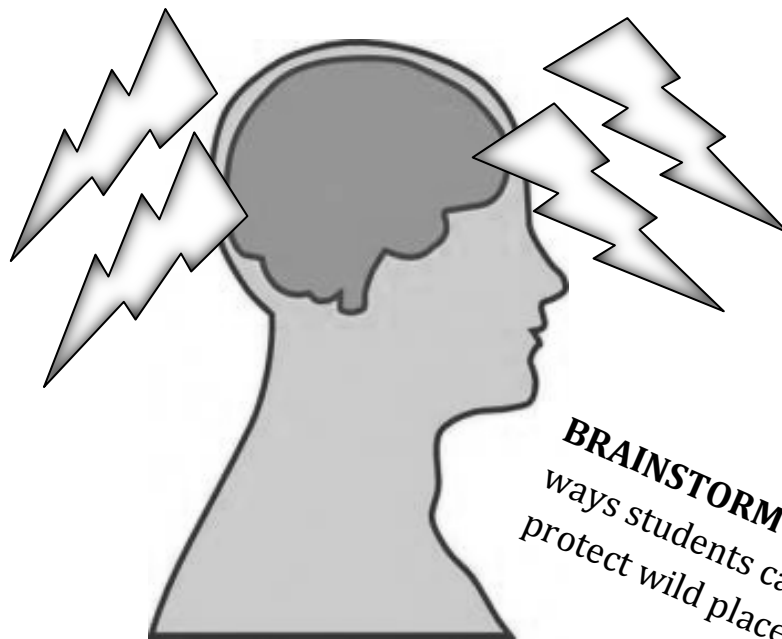


## Wilderness Investigation 4

**Concept Map or Geographic Map Field Notes:**

(Use this space during your activities to take notes, draw, etc.)

## Wilderness Investigation 5



**BRAINSTORM** a list of ways students can help protect wild places.



## Wilderness Investigation 5

### Land manager interview:



During the interview I will ask:

Questions and thoughts I had during the land manager interview:

# My Wild Places Statement

(This space is reserved for my first draft.)

(This space is reserved for my final draft.)

## **Wilderness Heroes**

**Wilderness Hero #1:** Arthur Carhart

**Wilderness Hero #2:** Mardy Murie

## **Wilderness Heroes**

**Wilderness Hero #3: Senator Gaylord Nelson**

**Wilderness Hero #4: John Muir**

## Wilderness Heroes

**Wilderness Hero #5:** Aldo Leopold

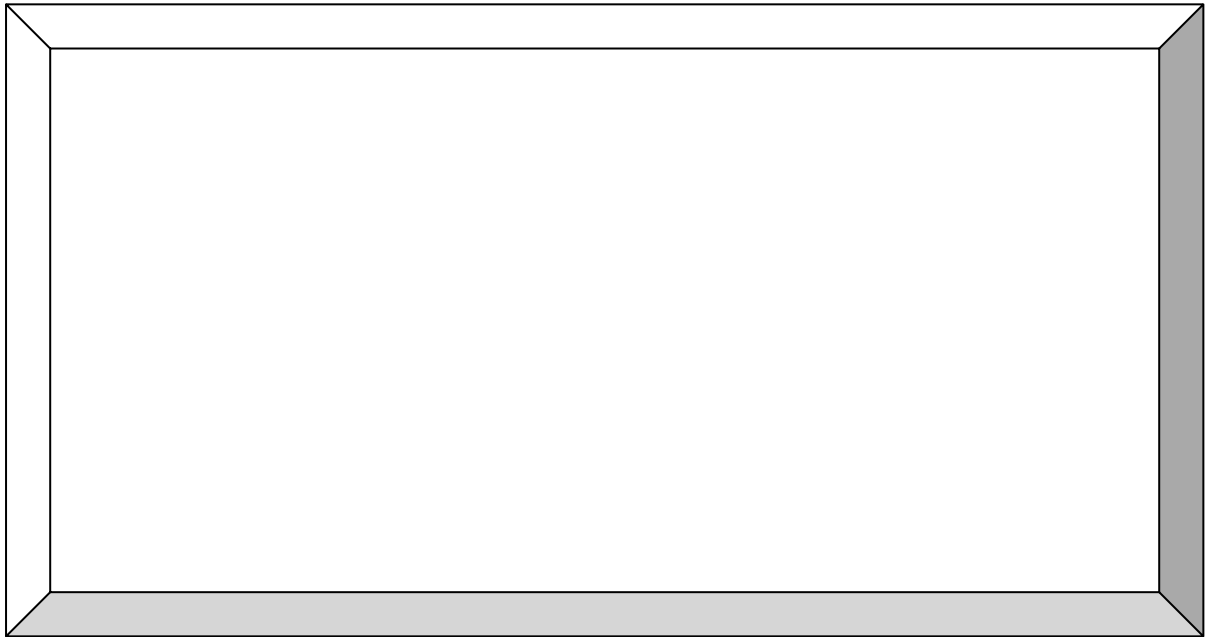
**My Community Hero:** \_\_\_\_\_

# Wilderness Profiles

## Wilderness Profile #1: Bob Marshall Wilderness



## Wilderness Profile #2: Okefenokee Wilderness



# Wilderness Profiles

## Wilderness Profile #3: Gila Wilderness



## Wilderness Profile #4: Boundary Waters Canoe Area Wilderness



# Wilderness Profiles

## Wilderness Profile #5: Mission Mountains Tribal Wilderness



**My Wild Place:** \_\_\_\_\_

